



Dianna Spieker  
Tom Green County Treasurer

FY 2022 Monthly Report  
December 2021

THE STATE OF TEXAS ()  
COUNTY OF TOM GREEN ()  
AFFIDAVIT ()

Pursuant to LGC 114.026 I, Dianna M Spieker, Tom Green County Treasurer do hereby submit The Treasurers' Monthly Report. This report includes, but not limited to, money received and disbursed; debts due to (if known) and owed by the county; and all other proceedings in the treasurer's office that pertain to the Financial Standing of Tom Green County. The Treasurer's Books and the Auditor's General Ledger agree. The Bank Statements have been reconciled; any adjustments have been noted including any amount that has been identified as irreconcilable. Irreconcilable differences will be noted and carried in transit until such time as they have been identified and reconciled on the individual bank statements.


Pursuant to Pursuant to GC 2256.023 Internal Management Reports will be reported on a Quarterly Basis in FY22. In prior fiscal years I included said information in this monthly report.

*As a matter of internal accounting procedure, any interest earned that is posted by financial institutions to our accounts on the last business day of the month is not included in the combined statement of receipts and disbursements until the following month. Credit Card and E-filing funds are deposited to Clearing Accounts and reconciled monthly. Any funds not previously booked will be credited the following month. These amounts are disclosed in this report*

*The total amount of deposits in custody as of the date of this report is the amount of deposits per the combined statement of receipts and disbursements are listed on page 2.*

Therefore, Dianna Spieker, County Treasurer of Tom Green County, Texas, who being fully sworn, upon oath says that the within and foregoing report is true and correct to the best of her knowledge.


Filed with accompanying vouchers this, the 8<sup>th</sup> day of February, 2022.

  
Dianna Spieker, Treasurer, Tom Green County / Date


Commissioners' Court having reviewed the Treasurer's Report, on this date, as presented, having taken reasonable steps to ensure its accuracy and based upon presentations of the Treasurer's Office approve the report, subject to the county auditor's review and request that it be filed with the official minutes of this meeting. {LGC 114.026(c)}


In addition, the below signatures affirm that the Treasurers' Report complies with statutes as referenced. {LGC 114.026(d)}


The affidavit must state the amount of the cash and other assets that are in the custody of the county treasurer at the time of the examination. {LGC 114.026(d)} **\$ 59,704,691.22** Month Ending Balance

  
County Judge Stephen C. Floyd

  
Commissioner Ralph Hoelscher- Pct. #1

  
Commissioner Rick Bacon - Pct. #3

  
Commissioner Sammy Farmer- Pct. #2

  
Commissioner Bill Ford - Pct. #4

# *Treasurer's Monthly Report*

*Prepared by Dianna Spieker, Tom Green County Treasurer*

## **Section 1 – Fund Balances**

Summary of Funds	Page <u>1</u>
Trial Balance for Cash Per Fund	Page <u>5</u>
Trial Balance for Investments Per Fund	Page <u>21</u>

## **Section 2 - Cash Flow**

Interest	Page <u>22</u>
Bank Service Charge	Page <u>24</u>
Credit Card and Efile Accounts	Page <u>25</u>

## **Section 3 - Debt**

Bond Indebtedness	Page <u>26</u>
-------------------	----------------

## **Section 4 - Collateral**

Wells Fargo Bank Collateral Funds the Bank has pledged on behalf of Tom Green County, per the Bank Depository Bid.	Page <u>29</u>
---	----------------

# Summary of Funds

**Detailed by Type Monies Held by Treasurer Spieker**

**December 2021 Ending Balance**

<u>Bank</u>						<u>Texpool</u>	
<u>Account</u>	<u>#</u>	<u>FUND</u>	<u>TOTAL</u>	<u>Wells Fargo</u>	<u>Texas Class</u>	<u>CD's</u>	<u>TexpoolPrime</u>
OPER	001	GENERAL	30,161,114.00	4,876,968.35	10,842,848.40	3,934,496.07	10,506,801.18
OPER	005	R&B #1&3	434,939.87	434,939.87			
OPER	006	R&B #2&4	248,064.73	248,064.73			
CAFÉ	009	CAFÉ' TRUST	38,833.65	38,833.65			
OPER	010	CO. LAW LIBR.	123,126.84	123,126.84			
ZP	011	ZP-CAFÉ	2,500.00	2,500.00			
OPER	012	JCTF	25,387.71	25,387.71			
OPER	013	DC TECH	67,512.77	67,512.77			
OPER	015	LIBR DONATE	366,592.38	366,592.38			
OPER	016	RECORDS MGT-DC	12,356.24	12,356.24			
OPER	018	CRTHSE SEC	15,598.83	15,598.83			
OPER	019	CC/RM	49,096.93	49,096.93			
OPER	021	CIP DONATE	15,353.67	15,353.67			
OPER	022	BATES	81,916.01	81,916.01			
OPER	023	DIST/COUNTY TECH	14,146.45	14,146.45			
OPER	024	SPEC COURT	11,976.29	11,976.29			
OPER	026	SPEC REV TRIALS	750,000.00	750,000.00			
GRANT	027	TCDP	5.00	5.00			
OPER	028	TRU/Pre Diversion	80,316.16	80,316.16			
OPER	030	CC PRESERV	293,286.71	293,286.71			
OPER	031	CC	13,582.96	13,582.96			
OPER	032	CC ARCHIVE	259,288.51	259,288.51			
OPER	035	Child Abuse	57.06	57.06			
OPER	036	Third Crt of Appeals	634.06	634.06			
OPER	037	Justice Security	129,335.26	129,335.26			
OPER	038	WASTEWATER	340.00	340.00			
OPER	041	CA-Pretrial	39,746.40	39,746.40			
OPER	043	DA-Pretrial	81,010.87	81,010.87			
OPER	045	CO ATTY	4,214.88	4,214.88			
OPER	047	JURY DONATE	1,296.00	1,296.00			
OPER	048	ELECT CNTRCT	149,993.92	149,993.92			
OPER	050	51ST D.A. ST	2,575.45	2,575.45			

Detailed by Type Monies Held by Treasurer Spieker

December 2021 Ending Balance

<u>Bank</u>	<u>Account</u>	<u>#</u>	<u>FUND</u>	<u>TOTAL</u>	<u>Wells Fargo</u>	<u>Texas Class</u>	<u>CD's</u>	<u>Texpool</u> <u>TexpoolPrime</u>
OPER	051	LATERAL RDS		39,832.88	39,832.88			
FORT	052	51ST D.A.		708,305.03	708,305.03			
OPER	053	51ST DA OUTER CNTY		9,368.22	9,368.22			
LPPF	054	LPPF		5,882,170.08	5,882,170.08			
OPER	055	119TH DA ST		5,635.72	5,635.72			
OPER	056	STATE FEES-CIVIL		107,591.93	107,591.93			
FORT	058	119TH DA SPEC		27,722.95	27,722.95			
OPER	059	119TH DA OUTER CNTY		(11,210.18)	(11,210.18)			
CSCD	061	BIPP		6,908.40	6,908.40			
CSCD	062	AIC/CHAP PROGRAM		(110,442.85)	(110,442.85)			
CSCD	063	TAIP/CSC GRNT		70,805.62	70,805.62			
CSCD	064	D.T.P.		26,365.51	26,365.51			
CSCD	065	CSCD		1,340,995.96	1,340,995.96			
CSCD	066	CRTC		803,411.96	803,411.96			
CSCD	069	SUB. ABUSE		57,217.38	57,217.38			
OPER	071	ST & MPL FEES		15,261.17	15,261.17			
OPER	072	CCC		213,007.02	213,007.02			
OPER	073	GRAFFITI		636.90	636.90			
OPER	077	Unclaimed Property		27,668.91	27,668.91			
OPER	078	Bail Bond Board		682,500.00	500.00	222,000.00	460,000.00	
BOND	080	2018 IS		0.00	0.00			
BOND	081	2017 IS		0.00	0.00			
OPER	082	JUDICIAL-Dist/JP		37,591.79	37,591.79			
OPER	085	JUSTCT JP4 EQUIP		(821.55)	(821.55)			
OPER	088	09 TAN Construction		0.00	0.00			
BOND	089	2015 IS		1,616,831.30	1,616,831.30			
PAYL	095	PAYROLL		9,272.04	9,272.04			
OPER	097	LEOSE/Sheriff		30,639.90	30,639.90			
OPER	098	CRSFF		792.30	792.30			
OPER	100	CA LEOSE		556.77	556.77			
OPER	101	17 Construction		0.00	0.00			
OPER	102	Const 1 LEOSE		3,448.03	3,448.03			

2

**Detailed by Type Monies Held by Treasurer Spieker**

**December 2021 Ending Balance**

<u>Bank</u>	<u>Account</u>	<u>#</u>	<u>FUND</u>	<u>TOTAL</u>	<u>Wells Fargo</u>	<u>Texas Class</u>	<u>CD's</u>	<u>Texpool</u> <u>TexpoolPrime</u>
OPER	103	Const 2	LEOSE	8,388.86	8,388.86			
OPER	104	Const 3	LEOSE	3,620.04	3,620.04			
OPER	105	Const 4	LEOSE	1,874.29	1,874.29			
OPER	106	CRTRANS		0.00	0.00			
CSCD	109	TCOMI		30,363.41	30,363.41			
OPER	110	JDPF		43,108.11	43,108.11			
OPER	111	CJ EXCESS		21,730.05	21,730.05			
OPER	112	JUV Restitution		0.00	0.00			
OPER	114	Child Safety		36,955.74	36,955.74			
CSCD	116	CRTC-Female		1,089,517.71	1,089,517.71			
OPER	117	JUV Unclaimed Rest		5,081.53	5,081.53			
OPER	120	2018 Construction		1,029,451.19	134,691.35	894,759.84		
PAYL	125	PAYL-Benefit		0.00	0.00			
CSCD	150	CCP		19,188.78	19,188.78			
CSCD	155	CCP		29,347.25	29,347.25			
CSCD	156	CCP		20,868.29	20,868.29			
CSCD	157	Pretrail Diversion		53,725.57	53,725.57			
FORT	401	Sheriff		195,968.36	195,968.36			
JUV	503	Com Cor/Reg		88,751.90	88,751.90			
JUV	504	IV-E Prog Reg		147,819.59	147,819.59			
JUV	508	PSJPO/REG/123		14,115.03	14,115.03			
JUV	509	PY INT/Reg		12,000.98	12,000.98			
JUV	517	IV-E Prog Int Coke		9,883.87	9,883.87			
JUV	540	Grant "R" TGC		0.00	0.00			
JUV	541	Diversion TGC		0.00	0.00			
JUV	560	Basic Probation		21,391.30	21,391.30			
JUV	561	Community Programs		8,465.07	8,465.07			
JUV	562	Prepost SDJ		(17,641.76)	(17,641.76)			
JUV	563	Prepost SDJ		2,217.00	2,217.00			
JUV	564	Services Regional		1,106.71	1,106.71			
JUV	570	Grant A Basic		13,247.26	13,247.26			
JUV	571	Grant A CP		26,932.81	26,932.81			

## Detailed by Type Monies Held by Treasurer Spieker

### December 2021 Ending Balance

<u>Bank</u>							<u>Texpool</u>
<u>Account</u>	<u>#</u>	<u>FUND</u>	<u>TOTAL</u>	<u>Wells Fargo</u>	<u>Texas Class</u>	<u>CD's</u>	<u>TexpoolPrime</u>
JUV	572	Grant A PPA	148,739.60	148,739.60			
JUV	573	Grant A CD	(3,385.88)	(3,385.88)			
JUV	574	Grant A MH	12,423.86	12,423.86			
JUV	582	TYC	40,229.55	40,229.55			
JUV	583	IV-E Program	1,217,962.39	1,217,962.39			
JUV	595	GRANT M	3,148.76	3,148.76			
JUV	596	GRANT S	20,020.65	20,020.65			
JUV	597	IV-E Prog Int TGC	60,190.49	60,190.49			
JUV	599	PY INTEREST	7,227.75	7,227.75			
OPER	600	Mandated	(1,661.87)	(1,661.87)			
OPER	613	DA Grants	(17,323.10)	(17,323.10)			
OPER	622		(15,490.86)	(15,490.86)			
OPER	625	CA Grants	(8,029.50)	(8,029.50)			
OPER	665	Adult PROB Grants	(7,320.20)	(7,320.20)			
OPER	654	Sheriff Grants	(672.95)	(672.95)			
OPER	699	Misc Block Grants	10,254,890.79	676,340.67	6,578,114.65		3,000,435.47
		<b>TOTAL</b>	<b>\$59,704,691.22</b>	<b>\$ 23,265,235.61</b>	<b>\$18,537,722.89</b>	<b>\$4,394,496.07</b>	<b>\$13,507,236.65</b>

0.00      Verify Balance Versus GL  
Net Zero      **\$ 59,704,691.22**

<b>OPER</b>	Operating Bank Account	<b>11010</b>	<b>\$ 23,265,325.61</b>
<b>BOND</b>	Debt Bank Account	<b>115**</b>	<b>\$ 36,439,455.61</b>
<b>CAFÉ'</b>	Cafeteria 125 IRS Trust		
<b>LPPF</b>	Local Provider Participation Fund		
<b>ZP CAFÉ'</b>	Zesch Pickett Cafeteria		
<b>FORT</b>	Fortfeiture		
<b>JUV</b>	Juvenile State Funds		
<b>CSCD</b>	Adult State Funds		
<b>PAYL</b>	Payroll		
<b>GRANT</b>	Grant Funds		
<b>WIRE</b>	Wire Clearing Account		

4

# Trial Balance

Cash	11010
Securities	11512
Certificates of Deposits	11513
Texas Class	11515
Texpool	11517
Texpool Prime	11518



# TOM GREEN COUNTY



## ACCOUNT SUMMARY TRIAL BALANCE FOR FY22/DEC TO DEC

FUND 0001

ACCOUNT NAME	BEG. BALANCE	ORG	DEBITS	CREDITS	NET CHANGE	END BALANCE
0001 11010		0001				
CASH	3,005,771.81		9,187,855.00	7,316,658.46	1,871,196.54	4,876,968.35
<b>TOTALS FOR FUND 0001</b>						
GENERAL FUND	3,005,771.81		9,187,855.00	7,316,658.46	1,871,196.54	4,876,968.35
<b>0005 ROAD &amp; BRIDGE PRECINCT 1 &amp; 3</b>						
0005 11010		0005				
CASH	445,731.18		47,558.68	58,349.99	-10,791.31	434,939.87
<b>TOTALS FOR FUND 0005</b>						
ROAD & BRIDGE PRECINCT 1 & 3	445,731.18		47,558.68	58,349.99	-10,791.31	434,939.87
<b>0006 ROAD &amp; BRIDGE PRECINCT 2 &amp; 4</b>						
0006 11010		0006				
CASH	284,792.78		40,349.60	77,077.65	-36,728.05	248,064.73
<b>TOTALS FOR FUND 0006</b>						
ROAD & BRIDGE PRECINCT 2 & 4	284,792.78		40,349.60	77,077.65	-36,728.05	248,064.73
<b>0009 CAFETERIA PLAN TRUST</b>						
0009 11010		0009				
CASH	38,643.44		4,846.36	4,656.15	190.21	38,833.65
<b>TOTALS FOR FUND 0009</b>						
CAFETERIA PLAN TRUST	38,643.44		4,846.36	4,656.15	190.21	38,833.65
<b>0010 COUNTY LAW LIBRARY</b>						
0010 11010		0010				
CASH	124,224.23		4,263.35	5,360.74	-1,097.39	123,126.84
<b>TOTALS FOR FUND 0010</b>						
COUNTY LAW LIBRARY	124,224.23		4,263.35	5,360.74	-1,097.39	123,126.84
<b>0011 CAFETERIA/ZP</b>						
0011 11010		0011				
CASH	2,500.00		4,656.15	4,656.15	.00	2,500.00
<b>TOTALS FOR FUND 0011</b>						
CAFETERIA/ZP	2,500.00		4,656.15	4,656.15	.00	2,500.00
<b>0012 JUSTICE COURT TECHNOLOGY</b>						
0012 11010		0012				
CASH	23,088.46		2,299.25	.00	2,299.25	25,387.71
<b>TOTALS FOR FUND 0012</b>						
JUSTICE COURT TECHNOLOGY	23,088.46		2,299.25	.00	2,299.25	25,387.71
<b>0013 DISTRICT CLERK TECHNOLOGY FUND</b>						
0013 11010		0013				
CASH	66,576.47		936.30	.00	936.30	67,512.77

**ACCOUNT SUMMARY TRIAL BALANCE FOR FY22/DEC TO DEC**

FUND 0015

ACCOUNT ACCOUNT NAME	BEG. BALANCE	ORG	DEBITS	CREDITS	NET CHANGE	END BALANCE
TOTALS FOR FUND 0013						
DISTRICT CLERK TECHNOLOGY FUND	66,576.47		936.30	.00	936.30	67,512.77
0015 LIBRARY DONATIONS						
0015 11010		0015				
CASH	365,660.25		2,264.61	1,332.48	932.13	366,592.38
TOTALS FOR FUND 0015						
LIBRARY DONATIONS	365,660.25		2,264.61	1,332.48	932.13	366,592.38
0016 COUNTY RECORDS MGMT FUND						
0016 11010		0016				
CASH	11,871.79		484.45	.00	484.45	12,356.24
TOTALS FOR FUND 0016						
COUNTY RECORDS MGMT FUND	11,871.79		484.45	.00	484.45	12,356.24
0018 COURTHOUSE SECURITY						
0018 11010		0018				
CASH	14,978.59		2,850.14	2,229.90	620.24	15,598.83
TOTALS FOR FUND 0018						
COURTHOUSE SECURITY	14,978.59		2,850.14	2,229.90	620.24	15,598.83
0019 COUNTY RECORDS MANAGEMENT						
0019 11010		0019				
CASH	53,577.16		2,270.84	6,751.07	-4,480.23	49,096.93
TOTALS FOR FUND 0019						
COUNTY RECORDS MANAGEMENT	53,577.16		2,270.84	6,751.07	-4,480.23	49,096.93
0021 CRISIS INTERVENTION DONATIONS						
0021 11010		0021				
CASH	15,353.67		.00	.00	.00	15,353.67
TOTALS FOR FUND 0021						
CRISIS INTERVENTION DONATIONS	15,353.67		.00	.00	.00	15,353.67
0022 LIBRARY BATES FUND						
0022 11010		0022				
CASH	81,916.01		.00	.00	.00	81,916.01
TOTALS FOR FUND 0022						
LIBRARY BATES FUND	81,916.01		.00	.00	.00	81,916.01
0023 DISTRICT/COUNTY CRT TECH FUND						
0023 11010		0023				
CASH	14,121.08		25.37	.00	25.37	14,146.45

# TOM GREEN COUNTY



## ACCOUNT SUMMARY TRIAL BALANCE FOR FY22/DEC TO DEC

FUND 0024

ACCOUNT ACCOUNT NAME	BEG. BALANCE	ORG	DEBITS	CREDITS	NET CHANGE	END BALANCE
<b>TOTALS FOR FUND 0023</b>						
DISTRICT/COUNTY CRT TECH FUND	14,121.08		25.37	.00	25.37	14,146.45
<b>0024 SPECIALTY COURT</b>						
0024 11010		0024				
CASH	11,976.29		.00	.00	.00	11,976.29
<b>TOTALS FOR FUND 0024</b>						
SPECIALTY COURT	11,976.29		.00	.00	.00	11,976.29
<b>0026 SPECIAL VENUE TRIALS RESERVE</b>						
0026 11010		0026				
CASH	750,000.00		.00	.00	.00	750,000.00
<b>TOTALS FOR FUND 0026</b>						
SPECIAL VENUE TRIALS RESERVE	750,000.00		.00	.00	.00	750,000.00
<b>0027 TX COMMUNITY DEV BLOCK GRANT</b>						
0027 11010		0027				
CASH	5.00		.00	.00	.00	5.00
<b>TOTALS FOR FUND 0027</b>						
TX COMMUNITY DEV BLOCK GRANT	5.00		.00	.00	.00	5.00
<b>0028 TRUANCY PREVENTION &amp; DIVERSION</b>						
0028 11010		0028				
CASH	78,020.07		2,296.09	.00	2,296.09	80,316.16
<b>TOTALS FOR FUND 0028</b>						
TRUANCY PREVENTION & DIVERSION	78,020.07		2,296.09	.00	2,296.09	80,316.16
<b>0030 CNTY CLERK PRESERV &amp; ARCHIVE</b>						
0030 11010		0030				
CASH	276,682.46		19,383.00	2,778.75	16,604.25	293,286.71
<b>TOTALS FOR FUND 0030</b>						
CNTY CLERK PRESERV & ARCHIVE	276,682.46		19,383.00	2,778.75	16,604.25	293,286.71
<b>0031 GUARDIANSHIP FUND</b>						
0031 11010		0031				
CASH	12,979.41		603.55	.00	603.55	13,582.96
<b>TOTALS FOR FUND 0031</b>						
GUARDIANSHIP FUND	12,979.41		603.55	.00	603.55	13,582.96
<b>0032 CNTY CLERK ARCHIVE</b>						
0032 11010		0032				
CASH	253,044.63		18,115.90	11,872.02	6,243.88	259,288.51

**ACCOUNT SUMMARY TRIAL BALANCE FOR FY22/DEC TO DEC**

FUND 0035

ACCOUNT ACCOUNT NAME	BEG. BALANCE	ORG	DEBITS	CREDITS	NET CHANGE	END BALANCE
TOTALS FOR FUND 0032						
CNTY CLERK ARCHIVE	253,044.63		18,115.90	11,872.02	6,243.88	259,288.51
0035 CHILD ABUSE PREVENTION						
0035 11010 CASH	303.32	0035	16.74	263.00	-246.26	57.06
TOTALS FOR FUND 0035	303.32		16.74	263.00	-246.26	57.06
CHILD ABUSE PREVENTION						
0036 THIRD COURT OF APPEALS						
0036 11010 CASH	1,486.18	0036	609.06	1,461.18	-852.12	634.06
TOTALS FOR FUND 0036	1,486.18		609.06	1,461.18	-852.12	634.06
THIRD COURT OF APPEALS						
0037 JUSTICE COURT SECURITY						
0037 11010 CASH	126,974.54	0037	2,360.72	.00	2,360.72	129,335.26
TOTALS FOR FUND 0037	126,974.54		2,360.72	.00	2,360.72	129,335.26
JUSTICE COURT SECURITY						
0038 WASTEWATER TREATMENT						
0038 11010 CASH	900.00	0038	360.00	920.00	-560.00	340.00
TOTALS FOR FUND 0038	900.00		360.00	920.00	-560.00	340.00
WASTEWATER TREATMENT						
0041 CA PRETRIAL DIVERSION FUND						
0041 11010 CASH	40,640.62	0041	2,000.00	2,894.22	-894.22	39,746.40
TOTALS FOR FUND 0041	40,640.62		2,000.00	2,894.22	-894.22	39,746.40
CA PRETRIAL DIVERSION FUND						
0043 DA PRETRIAL DIVERSION FUND						
0043 11010 CASH	80,594.04	0043	3,500.00	3,083.17	416.83	81,010.87
TOTALS FOR FUND 0043	80,594.04		3,500.00	3,083.17	416.83	81,010.87
DA PRETRIAL DIVERSION FUND						
0045 COUNTY ATTY FEE						
0045 11010 CASH	4,563.29	0045	118.27	466.68	-348.41	4,214.88

# TOM GREEN COUNTY



## ACCOUNT SUMMARY TRIAL BALANCE FOR FY22/DEC TO DEC

FUND 0047

ACCOUNT NAME	BEG. BALANCE	ORG	DEBITS	CREDITS	NET CHANGE	END BALANCE
<b>TOTALS FOR FUND 0045</b>						
COUNTY ATTY FEE	4,563.29		118.27	466.68	-348.41	4,214.88
<b>0047 JUROR DONATIONS</b>						
0047 11010 CASH	1,296.00	0047	.00	.00	.00	1,296.00
<b>TOTALS FOR FUND 0047</b>						
JUROR DONATIONS	1,296.00		.00	.00	.00	1,296.00
<b>0048 ELECTION CONTRACT SERVICES</b>						
0048 11010 CASH	130,187.81	0048	23,661.76	3,855.65	19,806.11	149,993.92
<b>TOTALS FOR FUND 0048</b>						
ELECTION CONTRACT SERVICES	130,187.81		23,661.76	3,855.65	19,806.11	149,993.92
<b>0050 51ST DISTRICT ATTY FEE</b>						
0050 11010 CASH	2,575.45	0050	.00	.00	.00	2,575.45
<b>TOTALS FOR FUND 0050</b>						
51ST DISTRICT ATTY FEE	2,575.45		.00	.00	.00	2,575.45
<b>0051 LATERAL ROAD</b>						
0051 11010 CASH	39,832.88	0051	.00	.00	.00	39,832.88
<b>TOTALS FOR FUND 0051</b>						
LATERAL ROAD	39,832.88		.00	.00	.00	39,832.88
<b>0052 51ST DISTRICT ATTY FORFEITURE</b>						
0052 11010 CASH	710,849.69	0052	.00	2,544.66	-2,544.66	708,305.03
<b>TOTALS FOR FUND 0052</b>						
51ST DISTRICT ATTY FORFEITURE	710,849.69		.00	2,544.66	-2,544.66	708,305.03
<b>0053 51ST DA OUTERCOUNTY</b>						
0053 11010 CASH	-1,493.37	0053	12,357.19	1,495.60	10,861.59	9,368.22
<b>TOTALS FOR FUND 0053</b>						
51ST DA OUTERCOUNTY	-1,493.37		12,357.19	1,495.60	10,861.59	9,368.22
<b>0054 LOCAL PROVIDER PARTICIPATION</b>						
0054 11010 CASH	5,721,726.89	0054	160,443.19	.00	160,443.19	5,882,170.08

# TOM GREEN COUNTY




## ACCOUNT SUMMARY TRIAL BALANCE FOR FY22/DEC TO DEC

FUND 0055

ACCOUNT NAME	BEG. BALANCE	ORG	DEBITS	CREDITS	NET CHANGE	END BALANCE
<b>TOTALS FOR FUND 0054</b>						
LOCAL PROVIDER PARTICIPATION	5,721,726.89		160,443.19	.00	160,443.19	5,882,170.08
<b>0055 119TH DISTRICT ATTY FEE</b>						
0055 11010 CASH	5,635.72	0055	.00	.00	.00	5,635.72
<b>TOTALS FOR FUND 0055</b>						
119TH DISTRICT ATTY FEE	5,635.72		.00	.00	.00	5,635.72
<b>0056 CIVIL STATE FEES</b>						
0056 11010 CASH	73,759.70	0056	33,832.23	.00	33,832.23	107,591.93
<b>TOTALS FOR FUND 0056</b>						
CIVIL STATE FEES	73,759.70		33,832.23	.00	33,832.23	107,591.93
<b>0058 119TH DISTRICT ATTY FORFEITURE</b>						
0058 11010 CASH	29,184.37	0058	.00	1,461.42	-1,461.42	27,722.95
<b>TOTALS FOR FUND 0058</b>						
119TH DISTRICT ATTY FORFEITURE	29,184.37		.00	1,461.42	-1,461.42	27,722.95
<b>0059 119TH DA OUTERCOUNTY</b>						
0059 11010 CASH	-5,604.55	0059	.00	5,605.63	-5,605.63	-11,210.18
<b>TOTALS FOR FUND 0059</b>						
119TH DA OUTERCOUNTY	-5,604.55		.00	5,605.63	-5,605.63	-11,210.18
<b>0061 BATTERING INTER &amp; PREV PRGM</b>						
0061 11010 CASH	2,064.78	0061	9,936.00	5,092.38	4,843.62	6,908.40
<b>TOTALS FOR FUND 0061</b>						
BATTERING INTER & PREV PRGM	2,064.78		9,936.00	5,092.38	4,843.62	6,908.40
<b>0062 AIC/ACC ADDITIONAL FUNDING</b>						
0062 11010 CASH	-67,818.53	0062	1,508.00	44,132.32	-42,624.32	-110,442.85
<b>TOTALS FOR FUND 0062</b>						
AIC/ACC ADDITIONAL FUNDING	-67,818.53		1,508.00	44,132.32	-42,624.32	-110,442.85
<b>0063 CONCHO VALLEY TAIP</b>						
0063 11010 CASH	25,901.91	0063	62,380.64	17,476.93	44,903.71	70,805.62

10

# TOM GREEN COUNTY



## ACCOUNT SUMMARY TRIAL BALANCE FOR FY22/DEC TO DEC

FUND 0064

ACCOUNT NAME	BEG. BALANCE	ORG	DEBITS	CREDITS	NET CHANGE	END BALANCE
TOTALS FOR FUND 0063						
CONCHO VALLEY TAIP	25,901.91		62,380.64	17,476.93	44,903.71	70,805.62
0064 CONCHO VALLEY DRUG COURT						
0064 11010		0064				
CASH	11,228.27		16,626.00	1,488.76	15,137.24	26,365.51
TOTALS FOR FUND 0064						
CONCHO VALLEY DRUG COURT	11,228.27		16,626.00	1,488.76	15,137.24	26,365.51
0065 CSCD BASIC SUPERVISION						
0065 11010		0065				
CASH	1,213,252.14		2,229,308.70	2,101,564.88	127,743.82	1,340,995.96
TOTALS FOR FUND 0065						
CSCD BASIC SUPERVISION	1,213,252.14		2,229,308.70	2,101,564.88	127,743.82	1,340,995.96
0066 CRTC MALE CCF						
0066 11010		0066				
CASH	308,607.68		714,597.34	219,793.06	494,804.28	803,411.96
TOTALS FOR FUND 0066						
CRTC MALE CCF	308,607.68		714,597.34	219,793.06	494,804.28	803,411.96
0069 SUBSTANCE ABUSE CASELOAD						
0069 11010		0069				
CASH	20,383.45		63,234.00	26,400.07	36,833.93	57,217.38
TOTALS FOR FUND 0069						
SUBSTANCE ABUSE CASELOAD	20,383.45		63,234.00	26,400.07	36,833.93	57,217.38
0071 STATE & MUNICIPAL FEES						
0071 11010		0071				
CASH	19,022.69		20,680.60	24,442.12	-3,761.52	15,261.17
TOTALS FOR FUND 0071						
STATE & MUNICIPAL FEES	19,022.69		20,680.60	24,442.12	-3,761.52	15,261.17
0072 CRIMINAL STATE FEES						
0072 11010		0072				
CASH	136,169.64		76,837.38	.00	76,837.38	213,007.02
TOTALS FOR FUND 0072						
CRIMINAL STATE FEES	136,169.64		76,837.38	.00	76,837.38	213,007.02
0073 GRAFFITI ERADICATION						
0073 11010		0073				
CASH	636.90		.00	.00	.00	636.90

//

**ACCOUNT SUMMARY TRIAL BALANCE FOR FY22/DEC TO DEC**

FUND 0077

ACCOUNT NAME	BEG. BALANCE	ORG	DEBITS	CREDITS	NET CHANGE	END BALANCE
TOTALS FOR FUND 0073						
GRAFFITI ERADICATION	636.90		.00	.00	.00	636.90
0077 UNCLAIMED PROPERTY FUND						
0077 11010 CASH	27,487.05	0077	181.86	.00	181.86	27,668.91
TOTALS FOR FUND 0077						
UNCLAIMED PROPERTY FUND	27,487.05		181.86	.00	181.86	27,668.91
0078 BAIL BOND COLLATERAL						
0078 11010 CASH	.00	0078	500.00	.00	500.00	500.00
TOTALS FOR FUND 0078						
BAIL BOND COLLATERAL	.00		500.00	.00	500.00	500.00
0082 JUDICIAL EFFICIENCY						
0082 11010 CASH	35,752.77	0082	1,977.12	138.10	1,839.02	37,591.79
TOTALS FOR FUND 0082						
JUDICIAL EFFICIENCY	35,752.77		1,977.12	138.10	1,839.02	37,591.79
0085 JUSTICE COURT SUPPORT FUND						
0085 11010 CASH	-487.46	0085	.00	334.09	-334.09	-821.55
TOTALS FOR FUND 0085						
JUSTICE COURT SUPPORT FUND	-487.46		.00	334.09	-334.09	-821.55
0089 COB INTEREST & SINKING						
0089 11010 CASH	937,678.52	0089	679,152.78	.00	679,152.78	1,616,831.30
TOTALS FOR FUND 0089						
COB INTEREST & SINKING	937,678.52		679,152.78	.00	679,152.78	1,616,831.30
0095 PAYROLL						
0095 11010 CASH	9,376.23	0095	6,100,512.01	6,100,616.20	-104.19	9,272.04
TOTALS FOR FUND 0095						
PAYROLL	9,376.23		6,100,512.01	6,100,616.20	-104.19	9,272.04
0097 SHERIFF LEOSE						
0097 11010 CASH	30,639.90	0097	.00	.00	.00	30,639.90




**ACCOUNT SUMMARY TRIAL BALANCE FOR FY22/DEC TO DEC**

FUND 0098

ACCOUNT NAME	BEG. BALANCE	ORG	DEBITS	CREDITS	NET CHANGE	END BALANCE
TOTALS FOR FUND 0097						
SHERIFF LEASE	30,639.90		.00	.00	.00	30,639.90
0098 CHILD RESTRAINT STATE FEE						
0098 11010		0098				
CASH	309.90		482.40	.00	482.40	792.30
TOTALS FOR FUND 0098						
CHILD RESTRAINT STATE FEE	309.90		482.40	.00	482.40	792.30
0100 COUNTY ATTORNEY LEASE						
0100 11010		0100				
CASH	556.77		.00	.00	.00	556.77
TOTALS FOR FUND 0100						
COUNTY ATTORNEY LEASE	556.77		.00	.00	.00	556.77
0102 CONSTABLE #1 LEASE						
0102 11010		0102				
CASH	3,448.03		.00	.00	.00	3,448.03
TOTALS FOR FUND 0102						
CONSTABLE #1 LEASE	3,448.03		.00	.00	.00	3,448.03
0103 CONSTABLE #2 LEASE						
0103 11010		0103				
CASH	8,388.86		.00	.00	.00	8,388.86
TOTALS FOR FUND 0103						
CONSTABLE #2 LEASE	8,388.86		.00	.00	.00	8,388.86
0104 CONSTABLE #3 LEASE						
0104 11010		0104				
CASH	3,620.04		.00	.00	.00	3,620.04
TOTALS FOR FUND 0104						
CONSTABLE #3 LEASE	3,620.04		.00	.00	.00	3,620.04
0105 CONSTABLE #4 LEASE						
0105 11010		0105				
CASH	1,874.29		.00	.00	.00	1,874.29
TOTALS FOR FUND 0105						
CONSTABLE #4 LEASE	1,874.29		.00	.00	.00	1,874.29
0109 MHI SPEC NEEDS OFFENDER						
0109 11010		0109				
CASH	13,418.71		21,826.00	4,881.30	16,944.70	30,363.41

# TOM GREEN COUNTY



## ACCOUNT SUMMARY TRIAL BALANCE FOR FY22/DEC TO DEC

FUND 0110

ACCOUNT ACCOUNT NAME	BEG. BALANCE	ORG	DEBITS	CREDITS	NET CHANGE	END BALANCE
<b>TOTALS FOR FUND 0109</b>						
MHI SPEC NEEDS OFFENDER	13,418.71		21,826.00	4,881.30	16,944.70	30,363.41
<b>0110 JUVENILE DEFERRED PROCESSING</b>						
0110 11010		0110				
CASH	42,983.11		125.00	.00	125.00	43,108.11
<b>TOTALS FOR FUND 0110</b>						
JUVENILE DEFERRED PROCESSING	42,983.11		125.00	.00	125.00	43,108.11
<b>0111 EXCESS CONTRIBUTIONS</b>						
0111 11010		0111				
CASH	17,556.80		4,173.25	.00	4,173.25	21,730.05
<b>TOTALS FOR FUND 0111</b>						
EXCESS CONTRIBUTIONS	17,556.80		4,173.25	.00	4,173.25	21,730.05
<b>0112 JUVENILE RESTITUTION</b>						
0112 11010		0112				
CASH	190.00		.00	190.00	-190.00	.00
<b>TOTALS FOR FUND 0112</b>						
JUVENILE RESTITUTION	190.00		.00	190.00	-190.00	.00
<b>0114 CHILD SAFETY FEE COUNTY SHARE</b>						
0114 11010		0114				
CASH	39,195.03		1,706.71	3,946.00	-2,239.29	36,955.74
<b>TOTALS FOR FUND 0114</b>						
CHILD SAFETY FEE COUNTY SHARE	39,195.03		1,706.71	3,946.00	-2,239.29	36,955.74
<b>0116 CRTC FEMALE CCF</b>						
0116 11010		0116				
CASH	444,674.16		902,203.07	257,359.52	644,843.55	1,089,517.71
<b>TOTALS FOR FUND 0116</b>						
CRTC FEMALE CCF	444,674.16		902,203.07	257,359.52	644,843.55	1,089,517.71
<b>0117 JUVENILE UNCLAIMED RESTITUTION</b>						
0117 11010		0117				
CASH	5,081.53		.00	.00	.00	5,081.53
<b>TOTALS FOR FUND 0117</b>						
JUVENILE UNCLAIMED RESTITUTION	5,081.53		.00	.00	.00	5,081.53
<b>0120 2018 COB CAPITAL PROJECTS</b>						
0120 11010		0120				
CASH	319,232.65		200,000.00	384,541.30	-184,541.30	134,691.35

14

# TOM GREEN COUNTY



## ACCOUNT SUMMARY TRIAL BALANCE FOR FY22/DEC TO DEC

FUND 0125


ACCOUNT NAME	BEG. BALANCE	ORG	DEBITS	CREDITS	NET CHANGE	END BALANCE
TOTALS FOR FUND 0120						
2018 COB CAPITAL PROJECTS	319,232.65		200,000.00	384,541.30	-184,541.30	134,691.35
0125 TGC BENEFITS TRUST						
0125 11010		0125				
CASH	-313.29		397,490.84	397,177.55	313.29	.00
TOTALS FOR FUND 0125						
TGC BENEFITS TRUST	-313.29		397,490.84	397,177.55	313.29	.00
0150 COMMUNITY RE-ENRICHMENT WORK						
0150 11010		0150				
CASH	4,760.35		26,543.00	12,114.57	14,428.43	19,188.78
TOTALS FOR FUND 0150						
COMMUNITY RE-ENRICHMENT WORK	4,760.35		26,543.00	12,114.57	14,428.43	19,188.78
0155 DOMESTIC VIOLENCE CASELOAD						
0155 11010		0155				
CASH	12,994.93		21,648.00	5,295.68	16,352.32	29,347.25
TOTALS FOR FUND 0155						
DOMESTIC VIOLENCE CASELOAD	12,994.93		21,648.00	5,295.68	16,352.32	29,347.25
0156 SEX OFFENDER COUNSELING						
0156 11010		0156				
CASH	6,896.86		25,376.00	11,404.57	13,971.43	20,868.29
TOTALS FOR FUND 0156						
SEX OFFENDER COUNSELING	6,896.86		25,376.00	11,404.57	13,971.43	20,868.29
0157 PRETRIAL DIVERSION PROGRAM						
0157 11010		0157				
CASH	24,910.07		34,272.00	5,456.50	28,815.50	53,725.57
TOTALS FOR FUND 0157						
PRETRIAL DIVERSION PROGRAM	24,910.07		34,272.00	5,456.50	28,815.50	53,725.57
0401 SHERIFF FORFEITURE						
0401 11010		0401				
CASH	196,077.50		.00	109.14	-109.14	195,968.36
TOTALS FOR FUND 0401						
SHERIFF FORFEITURE	196,077.50		.00	109.14	-109.14	195,968.36
0500 STATE AID REGIONAL						
0500 11010		0500				
CASH	.00		96,884.46	96,884.46	.00	.00

**ACCOUNT SUMMARY TRIAL BALANCE FOR FY22/DEC TO DEC**

FUND 0503

ACCOUNT NAME	BEG. BALANCE	ORG	DEBITS	CREDITS	NET CHANGE	END BALANCE
TOTALS FOR FUND 0500						
STATE AID REGIONAL	.00		96,884.46	96,884.46	.00	.00
0503 COMM CORRECTIONS LOCAL						
0503 11010		0503				
CASH	87,596.50		3,495.00	2,339.60	1,155.40	88,751.90
TOTALS FOR FUND 0503						
COMM CORRECTIONS LOCAL	87,596.50		3,495.00	2,339.60	1,155.40	88,751.90
0504 TITLE IV E REGIONAL						
0504 11010		0504				
CASH	147,819.59		.00	.00	.00	147,819.59
TOTALS FOR FUND 0504						
TITLE IV E REGIONAL	147,819.59		.00	.00	.00	147,819.59
0508 TYC REGIONAL						
0508 11010		0508				
CASH	14,115.03		.00	.00	.00	14,115.03
TOTALS FOR FUND 0508						
TYC REGIONAL	14,115.03		.00	.00	.00	14,115.03
0509 PRIOR YR INTEREST REGIONAL						
0509 11010		0509				
CASH	12,000.98		.00	.00	.00	12,000.98
TOTALS FOR FUND 0509						
PRIOR YR INTEREST REGIONAL	12,000.98		.00	.00	.00	12,000.98
0517 TITLE IV E INT COKE						
0517 11010		0517				
CASH	9,883.87		.00	.00	.00	9,883.87
TOTALS FOR FUND 0517						
TITLE IV E INT COKE	9,883.87		.00	.00	.00	9,883.87
0541 TGC DIVERSION GRANT						
0541 11010		0541				
CASH	-585.46		585.46	.00	585.46	.00
TOTALS FOR FUND 0541						
TGC DIVERSION GRANT	-585.46		585.46	.00	585.46	.00
0560 BASIC PROBATION SERVICES-REG						
0560 11010		0560				
CASH	23,686.39		8,797.00	11,092.09	-2,295.09	21,391.30

**TOM GREEN COUNTY**



**ACCOUNT SUMMARY TRIAL BALANCE FOR FY22/DEC TO DEC**

FUND 0561

ACCOUNT NAME	BEG. BALANCE	ORG	DEBITS	CREDITS	NET CHANGE	END BALANCE
<b>TOTALS FOR FUND 0560</b>						
BASIC PROBATION SERVICES-REG	23,686.39		8,797.00	11,092.09	-2,295.09	21,391.30
0561 COMMUNITY PROGRAMS-REGIONAL						
0561 11010		0561				
CASH	9,622.12		3,577.00	4,734.05	-1,157.05	8,465.07
<b>TOTALS FOR FUND 0561</b>						
COMMUNITY PROGRAMS-REGIONAL	9,622.12		3,577.00	4,734.05	-1,157.05	8,465.07
0562 PRE & POST ADJUDICATION - REG						
0562 11010		0562				
CASH	-14,275.06		2,679.00	6,045.70	-3,366.70	-17,641.76
<b>TOTALS FOR FUND 0562</b>						
PRE & POST ADJUDICATION - REG	-14,275.06		2,679.00	6,045.70	-3,366.70	-17,641.76
0563 COMMITMENT DIVERSION - REG						
0563 11010		0563				
CASH	1,774.00		443.00	.00	443.00	2,217.00
<b>TOTALS FOR FUND 0563</b>						
COMMITMENT DIVERSION - REG	1,774.00		443.00	.00	443.00	2,217.00
0564 MENTAL HEALTH SERVICES - REG						
0564 11010		0564				
CASH	1,412.67		934.00	1,239.96	-305.96	1,106.71
<b>TOTALS FOR FUND 0564</b>						
MENTAL HEALTH SERVICES - REG	1,412.67		934.00	1,239.96	-305.96	1,106.71
0570 BASIC PROBATION SUPERVISION						
0570 11010		0570				
CASH	14,808.15		8,639.00	10,199.89	-1,560.89	13,247.26
<b>TOTALS FOR FUND 0570</b>						
BASIC PROBATION SUPERVISION	14,808.15		8,639.00	10,199.89	-1,560.89	13,247.26
0571 COMMUNITY PROGRAMS						
0571 11010		0571				
CASH	32,095.75		18,457.00	23,619.94	-5,162.94	26,932.81
<b>TOTALS FOR FUND 0571</b>						
COMMUNITY PROGRAMS	32,095.75		18,457.00	23,619.94	-5,162.94	26,932.81
0572 PRE & POST ADJUDICATION						
0572 11010		0572				
CASH	121,930.40		34,154.00	7,344.80	26,809.20	148,739.60

**ACCOUNT SUMMARY TRIAL BALANCE FOR FY22/DEC TO DEC**

FUND 0573

ACCOUNT ACCOUNT NAME	BEG. BALANCE	ORG	DEBITS	CREDITS	NET CHANGE	END BALANCE
TOTALS FOR FUND 0572 PRE & POST ADJUDICATION	121,930.40		34,154.00	7,344.80	26,809.20	148,739.60
0573 COMMITMENT DIVERSION						
0573 11010 CASH	-4,764.88	0573	1,379.00	.00	1,379.00	-3,385.88
TOTALS FOR FUND 0573 COMMITMENT DIVERSION	-4,764.88		1,379.00	.00	1,379.00	-3,385.88
0574 MENTAL HEALTH SERVICES						
0574 11010 CASH	11,395.87	0574	4,990.00	3,962.01	1,027.99	12,423.86
TOTALS FOR FUND 0574 MENTAL HEALTH SERVICES	11,395.87		4,990.00	3,962.01	1,027.99	12,423.86
0582 TYC TGC PAROLE SERVICES						
0582 11010 CASH	40,229.55	0582	.00	.00	.00	40,229.55
TOTALS FOR FUND 0582 TYC TGC PAROLE SERVICES	40,229.55		.00	.00	.00	40,229.55
0583 TITLE IV E TGC						
0583 11010 CASH	1,218,059.40	0583	.00	97.01	-97.01	1,217,962.39
TOTALS FOR FUND 0583 TITLE IV E TGC	1,218,059.40		.00	97.01	-97.01	1,217,962.39
0595 SPECIAL NEEDS DIVERSIONARY PRM						
0595 11010 CASH	3,984.26	0595	2,661.00	3,496.50	-835.50	3,148.76
TOTALS FOR FUND 0595 SPECIAL NEEDS DIVERSIONARY PRM	3,984.26		2,661.00	3,496.50	-835.50	3,148.76
0596 PIDPP - GRANT "S"						
0596 11010 CASH	24,372.00	0596	6,094.00	10,445.35	-4,351.35	20,020.65
TOTALS FOR FUND 0596 PIDPP - GRANT "S"	24,372.00		6,094.00	10,445.35	-4,351.35	20,020.65
0597 TITLE IV E INT TGC						
0597 11010 CASH	60,190.49	0597	.00	.00	.00	60,190.49

# TOM GREEN COUNTY



## ACCOUNT SUMMARY TRIAL BALANCE FOR FY22/DEC TO DEC

FUND 0599

ACCOUNT NAME	BEG. BALANCE	ORG	DEBITS	CREDITS	NET CHANGE	END BALANCE
TOTALS FOR FUND 0597						
TITLE IV E INT TGC	60,190.49		.00	.00	.00	60,190.49
0599 PRIOR YR INTEREST TGC						
0599 11010		0599				
CASH	7,227.75		.00	.00	.00	7,227.75
TOTALS FOR FUND 0599						
PRIOR YR INTEREST TGC	7,227.75		.00	.00	.00	7,227.75
0600 REIM FOR MANDATED FUNDING						
0600 11010		0600				
CASH	-4,501.72		8,875.21	6,035.36	2,839.85	-1,661.87
TOTALS FOR FUND 0600						
REIM FOR MANDATED FUNDING	-4,501.72		8,875.21	6,035.36	2,839.85	-1,661.87
0613 DISTRICT ATTY GRANTS						
0613 11010		0613				
CASH	-14,216.66		5,885.92	8,992.36	-3,106.44	-17,323.10
TOTALS FOR FUND 0613						
DISTRICT ATTY GRANTS	-14,216.66		5,885.92	8,992.36	-3,106.44	-17,323.10
0622 CONCHO VALLEY PUBLIC DEFENDER						
0622 11010		0622				
CASH	.00		.00	15,490.86	-15,490.86	-15,490.86
TOTALS FOR FUND 0622						
CONCHO VALLEY PUBLIC DEFENDER	.00		.00	15,490.86	-15,490.86	-15,490.86
0625 COUNTY ATTY GRANTS						
0625 11010		0625				
CASH	-8,867.93		5,549.84	4,711.41	838.43	-8,029.50
TOTALS FOR FUND 0625						
COUNTY ATTY GRANTS	-8,867.93		5,549.84	4,711.41	838.43	-8,029.50
0654 SHERIFF GRANTS						
0654 11010		0654				
CASH	-9,433.63		12,008.13	3,247.45	8,760.68	-672.95
TOTALS FOR FUND 0654						
SHERIFF GRANTS	-9,433.63		12,008.13	3,247.45	8,760.68	-672.95
0665 ADULT PROBATION GRANTS						
0665 11010		0665				
CASH	-3,660.10		.00	3,660.10	-3,660.10	-7,320.20

**TOM GREEN COUNTY**



**ACCOUNT SUMMARY TRIAL BALANCE FOR FY22/DEC TO DEC**

FUND 0699

ACCOUNT ACCOUNT NAME	BEG. BALANCE	ORG	DEBITS	CREDITS	NET CHANGE	END BALANCE
TOTALS FOR FUND 0665						
ADULT PROBATION GRANTS	-3,660.10		.00	3,660.10	-3,660.10	-7,320.20
0699 BLOCK GRANTS						
0699 11010 CASH	805,136.40	0699	63,767.28	192,563.01	-128,795.73	676,340.67
TOTALS FOR FUND 0699						
BLOCK GRANTS	805,136.40		63,767.28	192,563.01	-128,795.73	676,340.67
REPORT TOTALS	19,337,715.33		21,483,451.80	17,555,931.52	3,927,520.28	23,265,235.61
** END OF REPORT - Generated by ADAM NUNEZ **						



**TOM GREEN COUNTY**



**ACCOUNT SUMMARY TRIAL BALANCE FOR FY22/DEC TO DEC**

FUND 0001

ACCOUNT ACCOUNT NAME	BEG. BALANCE	ORG	DEBITS	CREDITS	NET CHANGE	END BALANCE
0001 11513 CERTIFICATE OF DEPOSITS	4,182,328.03	0001	1,605.32	249,437.28	-247,831.96	3,934,496.07
0001 11515 TEXAS CLASS	10,642,848.40	0001	200,000.00	.00	200,000.00	10,842,848.40
0001 11517 TEXPOOL INVESTMENTS	5,252,005.57	0001	.00	.00	.00	5,252,005.57
0001 11518 TEXPOOL PRIME INVESTMENTS	5,254,795.61	0001	.00	.00	.00	5,254,795.61
<b>TOTALS FOR FUND 0001</b>						
GENERAL FUND	25,331,977.61		201,605.32	249,437.28	-47,831.96	25,284,145.65
<b>0078 BAIL BOND COLLATERAL</b>						
0078 11513 CERTIFICATE OF DEPOSITS	460,000.00	0078	.00	.00	.00	460,000.00
0078 11515 CLEAR TEXAS CLASS	175,000.00	0078	.00	.00	.00	175,000.00
0078 11515 JENKI TEXAS CLASS	20,000.00	0078	.00	.00	.00	20,000.00
0078 11515 QUICK TEXAS CLASS	27,000.00	0078	.00	.00	.00	27,000.00
<b>TOTALS FOR FUND 0078</b>						
BAIL BOND COLLATERAL	682,000.00		.00	.00	.00	682,000.00
<b>0120 2018 COB CAPITAL PROJECTS</b>						
0120 11515 TEXAS CLASS	1,094,759.84	0120	.00	200,000.00	-200,000.00	894,759.84
<b>TOTALS FOR FUND 0120</b>						
2018 COB CAPITAL PROJECTS	1,094,759.84		.00	200,000.00	-200,000.00	894,759.84
<b>0699 BLOCK GRANTS</b>						
0699 11515 21011 TEXAS CLASS	6,578,114.65	0699	.00	.00	.00	6,578,114.65
0699 11518 21011 TEXPOOL PRIME INVESTMENTS	3,000,435.47	0699	.00	.00	.00	3,000,435.47
<b>TOTALS FOR FUND 0699</b>						
BLOCK GRANTS	9,578,550.12		.00	.00	.00	9,578,550.12
REPORT TOTALS	36,687,287.57		201,605.32	449,437.28	-247,831.96	36,439,455.61

\*\*\* END OF REPORT - Generated by ADAM NUNEZ \*\*\*

**Interest Earned**

**Bank Service Charge**

**Credit Card Balance**

**Electronic Filing Balance**

**Wells Fargo (Oper)****Texas Class (Annual Yield)**

Interest Earned (Posted)	Interest Rate (Posted)	Interest Variance (Posted)	Fiscal	Interest Earned	Interest Rate	Interest Variance
\$ 1,216.36	0.1600%		<b>Oct-21</b>	\$ 715.33	0.0435%	
\$ 1,014.08	0.1600%	0.0000%	<b>Nov-21</b>	\$ 811.35	0.0539%	0.0104%
\$ 1,308.43	0.1600%	0.0000%	<b>Dec-21</b>	\$ 1,077.16	0.0692%	0.0153%
\$ -	0.0000%	0.0000%	<b>Jan-22</b>	\$ -	0.0000%	0.0000%
\$ -	0.0000%	0.0000%	<b>Feb-22</b>	\$ -	0.0000%	0.0000%
\$ -	0.0000%	0.0000%	<b>Mar-22</b>	\$ -	0.0000%	0.0000%
\$ -	0.0000%	0.0000%	<b>Apr-22</b>	\$ -	0.0000%	0.0000%
\$ -	0.0000%	0.0000%	<b>May-22</b>	\$ -	0.0000%	0.0000%
\$ -	0.0000%	0.0000%	<b>Jun-22</b>	\$ -	0.0000%	0.0000%
\$ -	0.0000%	0.0000%	<b>Jul-22</b>	\$ -	0.0000%	0.0000%
\$ -	0.0000%	0.0000%	<b>Aug-22</b>	\$ -	0.0000%	0.0000%
\$ -	0.0000%	0.0000%	<b>Sep-22</b>	\$ -	0.0000%	0.0000%
\$ 3,538.87	0.1600%		<b>TTD</b>	\$ 2,603.84	0.0555%	

\* Wells Fargo interest is only for the OPER Account - the Munis detail will include all bank accounts

**Texpool (Avg Monthly Rate)****Texpool Prime (Avg Mthly Rate)**

Interest Earned	Interest Rate	Interest Variance	Fiscal	Interest Earned	Interest Rate	Interest Variance
\$ 157.81	0.0353%		<b>Oct-21</b>	\$ 431.23	0.0615%	
\$ 164.08	0.0381%	0.0028%	<b>Nov-21</b>	\$ 448.91	0.0663%	0.0048%
\$ 167.55	0.0376%	-0.0005%	<b>Dec-21</b>	\$ 633.58	0.0904%	0.0241%
\$ -	0.0000%	0.0000%	<b>Jan-22</b>	\$ -	0.0000%	0.0000%
\$ -	0.0000%	0.0000%	<b>Feb-22</b>	\$ -	0.0000%	0.0000%
\$ -	0.0000%	0.0000%	<b>Mar-22</b>	\$ -	0.0000%	0.0000%
\$ -	0.0000%	0.0000%	<b>Apr-22</b>	\$ -	0.0000%	0.0000%
\$ -	0.0000%	0.0000%	<b>May-22</b>	\$ -	0.0000%	0.0000%
\$ -	0.0000%	0.0000%	<b>Jun-22</b>	\$ -	0.0000%	0.0000%
\$ -	0.0000%	0.0000%	<b>Jul-22</b>	\$ -	0.0000%	0.0000%
\$ -	0.0000%	0.0000%	<b>Aug-22</b>	\$ -	0.0000%	0.0000%
\$ -	0.0000%	0.0000%	<b>Sep-22</b>	\$ -	0.0000%	0.0000%
\$ 489.44	0.0370%		<b>TTD</b>	\$ 1,513.72	0.0727%	

FY 22: Interest for October, November, and December 2021 does not reflect on this report. Interest was booked by Auditor January 2022, due to closure of FY21

01/26/2022  
14:04:28

TOM GREEN COUNTY  
INTEREST

PAGE 1  
g1flxrpt

FROM 2022 01 TO 2022 03

	ORIGINAL APPROP	TRANFRS/ ADJSTMTS	REVISED BUDGET	ACTUALS	ENCUMBRANCES	AVAILABLE BUDGET	PCT USED
43701 DEPOSITORY INTEREST	22,655	0	22,655	85.79	.00	22,569.21	.4%
TOTAL REVENUES	22,655	0	22,655	85.79	.00	22,569.21	
43702 TX CLASS ASSET SECURITY INT	0	0	0	.00	.00	.00	.0%
43703 CERTIFICATE OF DEPOSIT INTERES	30,000	0	30,000	2,591.46	.00	27,408.54	8.6%
TOTAL REVENUES	30,000	0	30,000	2,591.46	.00	27,408.54	
43705 TEXAS CLASS INTEREST	23,900	0	23,900	.00	.00	23,900.00	.0%
TOTAL REVENUES	23,900	0	23,900	.00	.00	23,900.00	
43707 TEXPOOL INTEREST	5,000	0	5,000	.00	.00	5,000.00	.0%
TOTAL REVENUES	5,000	0	5,000	.00	.00	5,000.00	
43708 TEXPOOL PRIME INTEREST	3,500	0	3,500	.00	.00	3,500.00	.0%
TOTAL REVENUES	3,500	0	3,500	.00	.00	3,500.00	
43711 GAIN ON INVESTMENT	0	0	0	.00	.00	.00	.0%
43712 MINERAL INTEREST	500	0	500	.00	.00	500.00	.0%
TOTAL REVENUES	500	0	500	.00	.00	500.00	
GRAND TOTAL	85,555	0	85,555	2,677.25	.00	82,877.75	3.1%

FY22: Interest for October, November, and December 2021 does not reflect on this report. Interest was booked by Auditor January 2022, due to closure of FY21.

01/20/2022  
15:17:33

TOM GREEN COUNTY  
BANK SERVICE CHARGE

PAGE 1  
glflxrpt

FROM 2022 01 TO 2022 03

	ORIGINAL APPROP	TRANFRS/ ADJSTMTS	REVISED BUDGET	ACTUALS	ENCUMBRANCES	AVAILABLE BUDGET	PCT USED
70444 BANK SVC CHARGES	40,000	0	40,000	886.73	.00	39,113.27	2.2%
TOTAL EXPENSES	40,000	0	40,000	886.73	.00	39,113.27	
GRAND TOTAL	40,000	0	40,000	886.73	.00	39,113.27	2.2%

# TOM GREEN COUNTY



## ACCOUNT SUMMARY TRIAL BALANCE FOR FY22/DEC TO DEC

FUND 0001

ACCOUNT ACCOUNT NAME	BEG. BALANCE	ORG	DEBITS	CREDITS	NET CHANGE	END BALANCE
0001 11703 COUNTY CLERK CREDIT CARD	1,772.30	0001	43,340.68	42,891.00	449.68	2,221.98
0001 11714 DISTRICT CLERK CREDIT CARD	-98.28	0001	10,910.00	11,353.00	-443.00	-541.28
0001 11715 JP1 CREDIT CARD CLEARING ACCT	1,066.20	0001	6,138.90	6,155.00	-16.10	1,050.10
0001 11716 JP2 CREDIT CARD CLEARING ACCT	3,298.61	0001	41,655.75	49,011.00	-7,355.25	-4,056.64
0001 11717 JP3 CREDIT CARD CLEARING ACCT	929.91	0001	17,873.49	18,285.00	-411.51	518.40
0001 11718 JP4 CREDIT CARD CLEARING ACCT	320.39	0001	7,550.40	7,054.00	496.40	816.79
0001 11723 COUNTY CLERK EFILE ACCOUNT	1,309.00	0001	12,821.00	13,192.00	-371.00	938.00
0001 11724 DISTRICT CLERK EFILE ACCOUNT	400.00	0001	21,000.00	20,007.00	993.00	1,393.00
0001 11725 JP#1 EFILE ACCOUNT	5.00	0001	.00	.00	.00	5.00
0001 11726 JP#2 EFILE ACCOUNT	5.00	0001	.00	.00	.00	5.00
0001 11727 JP#3 EFILE ACCOUNT	5.00	0001	.00	.00	.00	5.00
0001 11728 JP#4 EFILE ACCOUNT	51.00	0001	1,012.00	1,058.00	-46.00	5.00
0001 11750 ACH/WIRE BANK ACCOUNT IRS	-88.00	0001	341.00	310.00	31.00	-57.00
0001 11780 LIBRARY CREDIT CARD CLEARING	159.67	00010360	2,091.27	2,153.14	-61.87	97.80
00010360 11733 RESEARCH TX CLEARING - CC	5.00	00010360	2.80	2.80	.00	5.00
00010360 11734 RESEARCH TX CLEARING - DC	5.00	00010360	29.70	29.70	.00	5.00
<b>TOTALS FOR FUND 0001</b>						
<b>GENERAL FUND</b>	<b>9,145.80</b>		<b>164,766.99</b>	<b>171,501.64</b>	<b>-6,734.65</b>	<b>2,411.15</b>
<b>REPORT TOTALS</b>	<b>9,145.80</b>		<b>164,766.99</b>	<b>171,501.64</b>	<b>-6,734.65</b>	<b>2,411.15</b>

\*\* END OF REPORT - Generated by ADAM NUNEZ \*\*

# Bond Indebtedness

# TOM GREEN COUNTY INDEBTEDNESS

## December 2021 Ending Balance

FUND 087 TAX NOTES SERIES 2009

TAX NOTES, SERIES 2009

2.4970300% (Net Eff Int Rate - Texas Vernon's)

ORIGINAL DEBT ISSUED \$8,350,000.00

# TOM GREEN COUNTY INDEBTEDNESS

## 15 Certificate of Obligation

FUND 089 CERTIFICATE OF OBLIGATION SERIES 2015

3.54075300% (Net Eff Int Rate - Texas Vernon's)

ORIGINAL DEBT ISSUED \$50,000,000.00

PREVIOUS BALANCE OUTSTANDING	PRINCIPAL PAYMENT DUE	CURRENT BALANCE OUTSTANDING	SCHEDULED DUE DATE	
50,000,000.00	\$0.00	50,000,000.00	01-Feb-16	
50,000,000.00	\$0.00	50,000,000.00	01-Feb-17	
50,000,000.00	\$1,365,000.00	48,635,000.00	01-Feb-18	<b>PAID</b>
48,635,000.00	\$1,525,000.00	47,110,000.00	01-Feb-19	<b>PAID</b>
47,110,000.00	\$1,605,000.00	45,505,000.00	01-Feb-20	<b>PAID</b>
45,505,000.00	\$1,690,000.00	43,815,000.00	01-Feb-21	<b>PAID</b>
43,815,000.00	\$1,775,000.00	42,040,000.00	01-Feb-22	
42,040,000.00	\$1,865,000.00	40,175,000.00	01-Feb-23	
40,175,000.00	\$1,940,000.00	38,235,000.00	01-Feb-24	
38,235,000.00	\$2,020,000.00	36,215,000.00	01-Feb-25	
36,215,000.00	\$2,125,000.00	34,090,000.00	01-Feb-26	
34,090,000.00	\$2,235,000.00	31,855,000.00	01-Feb-27	
31,855,000.00	\$2,325,000.00	29,530,000.00	01-Feb-28	
29,530,000.00	\$2,420,000.00	27,110,000.00	01-Feb-29	
27,110,000.00	\$2,520,000.00	24,590,000.00	01-Feb-30	
24,590,000.00	\$2,630,000.00	21,960,000.00	01-Feb-31	
21,960,000.00	\$2,765,000.00	19,195,000.00	01-Feb-32	
19,195,000.00	\$2,880,000.00	16,315,000.00	01-Feb-33	
16,315,000.00	\$2,995,000.00	13,320,000.00	01-Feb-34	
13,320,000.00	\$3,130,000.00	10,190,000.00	01-Feb-35	
10,190,000.00	\$3,270,000.00	6,920,000.00	01-Feb-36	
6,920,000.00	\$3,395,000.00	3,525,000.00	01-Feb-37	
3,525,000.00	\$3,525,000.00	0.00	01-Feb-38	

\* PRINCIPAL PAYMENTS DUE ANNUALLY ON THE 1st DAY OF FEBRUARY. ACTUALLY PAID EVERY JANUARY

\*\* INTEREST PAYMENTS ARE DUE SEMI-ANNUALLY ON THE 1st DAY OF FEBRUARY AND AUGUST



# TOM GREEN COUNTY INDEBTEDNESS

## December 2021 Ending Balance

### FUND 081 COMBINATION TAX & LIMITED SURPLUS REVENUE CERTIFICATES OF OBLIGATION ,SERIES 2017

Cusip Prefix 889642

PREVIOUS BALANCE OUTSTANDING	PRINCIPAL PAYMENT DUE	CURRENT BALANCE OUTSTANDING	SCHEDULED DUE DATE
9,515,000.00	\$0.00	9,515,000.00	01-Feb-17
9,515,000.00	\$170,000.00	9,345,000.00	01-Feb-18 GJ7 <b>PAID</b>
9,345,000.00	\$305,000.00	9,040,000.00	01-Feb-19 GK4 <b>PAID</b>
9,040,000.00	\$310,000.00	8,730,000.00	01-Feb-20 GL2 <b>PAID</b>
8,730,000.00	\$345,000.00	8,385,000.00	01-Feb-21 GM0 <b>PAID</b>
8,385,000.00	\$355,000.00	8,030,000.00	01-Feb-22 GN8
8,030,000.00	\$365,000.00	7,665,000.00	01-Feb-23 GP3
7,665,000.00	\$380,000.00	7,285,000.00	01-Feb-24 GQ1
7,285,000.00	\$395,000.00	6,890,000.00	01-Feb-25 GR9
6,890,000.00	\$415,000.00	6,475,000.00	01-Feb-26 GS7
6,475,000.00	\$430,000.00	6,045,000.00	01-Feb-27 GT5
6,045,000.00	\$445,000.00	5,600,000.00	01-Feb-28 GU2
5,600,000.00	\$500,000.00	5,100,000.00	01-Feb-29 GV0
5,100,000.00	\$510,000.00	4,590,000.00	01-Feb-30 GV0
4,590,000.00	\$525,000.00	4,065,000.00	01-Feb-31 GV0
4,065,000.00	\$540,000.00	3,525,000.00	01-Feb-32 GV0
3,525,000.00	\$555,000.00	2,970,000.00	01-Feb-33 GV0
2,970,000.00	\$570,000.00	2,400,000.00	01-Feb-34 GV0
2,400,000.00	\$585,000.00	1,815,000.00	01-Feb-35 GV0
1,815,000.00	\$600,000.00	1,215,000.00	01-Feb-36 GV0
1,215,000.00	\$615,000.00	600,000.00	01-Feb-37 GV0
600,000.00	\$600,000.00	0.00	01-Feb-38 GW8

# TOM GREEN COUNTY INDEBTEDNESS

## December 2021 Ending Balance

### FUND 080 COMBINATION TAX & LIMITED SURPLUS REVENUE CERTIFICATES OF OBLIGATION, SERIES 2018

Cusip NO. Prefix: 889642

MATURITY SCHEDULE  
\$7,960,000

\$4,670,000 Serial Certificates

PREVIOUS BALANCE OUTSTANDING	PRINCIPAL AMOUNT DUE	CURRENT BALANCE OUTSTANDING	SCHEDULED DUE DATE	
7,960,000.00	\$0.00	\$7,960,000.00	1-Feb-18	
7,960,000.00	\$160,000.00	\$7,800,000.00	1-Feb-19 GX6	<u>PAID</u>
7,800,000.00	\$250,000.00	\$7,550,000.00	1-Feb-20 GY4	<u>PAID</u>
7,550,000.00	\$265,000.00	\$7,285,000.00	1-Feb-21 GZ1	<u>PAID</u>
7,285,000.00	\$275,000.00	\$7,010,000.00	1-Feb-22 HA5	
7,010,000.00	\$290,000.00	\$6,720,000.00	1-Feb-23 HB3	
6,720,000.00	\$305,000.00	\$6,415,000.00	1-Feb-24 HC1	
6,415,000.00	\$320,000.00	\$6,095,000.00	1-Feb-25 HD9	
6,095,000.00	\$340,000.00	\$5,755,000.00	1-Feb-26 HE7	
5,755,000.00	\$355,000.00	\$5,400,000.00	1-Feb-27 HF4	
5,400,000.00	\$375,000.00	\$5,025,000.00	1-Feb-28 HG2	
5,025,000.00	\$390,000.00	\$4,635,000.00	1-Feb-29 HH0	
4,635,000.00	\$400,000.00	\$4,235,000.00	1-Feb-30 HJ6	
4,235,000.00	\$415,000.00	\$3,820,000.00	1-Feb-31 HK3	
3,820,000.00	\$430,000.00	\$3,390,000.00	1-Feb-32 HK3	
3,390,000.00	\$445,000.00	\$2,945,000.00	1-Feb-33 HK3	
2,945,000.00	\$455,000.00	\$2,490,000.00	1-Feb-34 HK3	
2,490,000.00	\$470,000.00	\$2,020,000.00	1-Feb-35 HK3	
2,020,000.00	\$480,000.00	\$1,540,000.00	1-Feb-36 HK3	
1,540,000.00	\$500,000.00	\$1,040,000.00	1-Feb-37 HK3	
1,040,000.00	\$510,000.00	\$530,000.00	1-Feb-38 HK3	
530,000.00	\$530,000.00	\$0.00	1-Feb-39 HM9	

# Bank Collateral

LGC Sec. 116.084. INADEQUATE SECURITY. If for any reason the county funds on deposit with the county depository exceed the amount of security pledged, the depository shall immediately pledge additional security with the commissioners court.

Acts 1987, 70th Leg., ch. 149, Sec. 1, eff. Sept. 1, 1987.





Public Funds Collateral Management Team  
 333 Market St 4th Floor  
 San Francisco, CA 94105-2100  
 Phone: 1-877-479-6603  
 publicfundscollateral@wellsfargo.com

**WELLS FARGO BANK, N.A.  
 PUBLIC FUNDS COLLATERAL MANAGEMENT TEAM  
 COLLATERAL ANALYSIS**

TOM GREEN COUNTY  
 DIANNA SPIEKER  
 112 W BEAUREGARD AVE  
 COUNTY TREASURER  
 SAN ANGELO, TX 76903-5835

**DATE COMPLETED:** January 06, 2022      **COLLATERAL ANALYSIS AS OF:** December 31, 2021  
**CONTRA NUMBER:** PL-0001971      **COLLATERAL ACCOUNT NUMBER:** WUB512  
**COLLATERAL WHEREHELD:** Bank of New York Mellon

CUSIP	Description	CPN	Maturity Date	Original Face	Current Par	Market Value	Collateral Value
3138M8J53	FN AP4783 3.000% 09/01/2042	3.00	9/1/2042	49,829,713.00	11,892,053.35	12,590,841.70	12,590,841.70
3140XCFZ6	FN FM8283 3.500% 03/01/2048	3.50	3/1/2048	15,982,481.00	12,639,809.19	13,424,706.28	13,424,706.28
31418BWG7	FN MA2446 3.000%	3.00	11/1/2035	46,020,732.00	10,862,784.20	11,509,242.94	11,509,242.94
Total for Collateral Account Number: WUB512				\$111,832,926.00	\$35,394,646.74	\$37,524,790.92	\$37,524,790.92
Total for PL-0001971 :				\$111,832,926.00	\$35,394,646.74	\$37,524,790.92	\$37,524,790.92

XNPFM0TD6 000117 NNNNNNNNNNNN NNN NNN 002 002 000441 22023097.1